

Photo Album for Pierce Job 38205-01
Capital City Fire and Rescue, AK
Custom Arrow XT PUC Pumper

Wk 10 Production ending July 19, 2024

- The pumper continues assembly at the 41 plant.



Quality
policy

FINAL
ASSEMBLY
LAKE 2A
STATION 3

30205-1

Firemax



Pierce

LANDER



B399A

PRELINE
STATION 3

Pierce



38205-1

38205-1
X147 8/11









PASS
WINDOW



DRIVERS
CCAB
WINDOW



PASS
CCAB
WINDOW



MIRROR
HEAT



DS
DEFROST
FAN



PS
DEFROST
FAN



RETARDER
ON
OFF

RETARDER
AUTO-APPLY

WATER
PUMP

FOAM
SYSTEM

OFF-ROAD
TRACTION

TIRE
CHAINS

CAUTION
ENGAGE RETARDER
IF VEHICLE IS ON VERT.
SURFACES

CAUTION
DO NOT ENGAGE
AUTOMATIC TIRE CHAINS
WHEN EXCEEDING 10 MPH

RADIO
PTT





TIZON

RETARDER
ON
OFF

RET
AUTO

CAUTION

DISENGAGE RETARDER
WHEN VEHICLE IS STOPPED
TO PREVENT SLIPPERY SURFACES



RETARDER ON OFF RETARDER AUTO-APPLY WATER PUMP FOAM SYSTEM OFF-ROAD TRACTION TIRE CHAINS

CAUTION
DISENGAGE RETARDER

CAUTION

Pierce



ULTRA LOW SULFUR
DIESEL FUEL ONLY



PASS
WINDOW



DRIVERS
CCAB
WINDOW



PASS
CCAB
WINDOW



MIRROR
HEAT



DS
DEFROST
FAN



PS
DEFROST
FAN

PUSH
FOR TELE
PULL
FOR T

WARNING
DO NOT OPERATE
THIS EQUIPMENT
UNLESS YOU
ARE TRAINED
AND CERTIFIED
TO DO SO



RETARDER ON/OFF RETARDER AUTO-APPLY WATER PUMP FOAM SYSTEM OFF-ROAD TRACTION TIRE CHAINS

CAUTION
DO NOT ENGAGE RETARDER
WHILE ON "OFF" SURFACES.

CAUTION
DO NOT ENGAGE
AUTOMATIC TIRE CHAINS
WHILE OCCUPANTS ARE IN VEHICLE.



FLAT

CONVEX

RADIO PTT

MOTOROLA

EMERGENCY MASTER

ROOF LIGHT

FRONT WARNING

SIDE WARNING

LOWER REAR WARNING

UPPER REAR WARNING

LOW INTENSITY LIGHT

AIR HORN

REAR VIEW

REAR VIEW

REAR VIEW

REAR VIEW

REAR VIEW

REAR VIEW



**EMERGENCY
MASTER**

**ROOF
LIGHT**

**FRONT
WARNING**

**SIDE
WARNING**

**LOWER
REAR
WARNING**

**UPPER
REAR
WARNING**

**LOW
INTENSITY
LIGHT**

**AIR
HORN**

**FRONT
SCENE**

**DRIVER
SCENE**

**PASS
SCENE**

**REAR
SCENE**

**LOAD
MANAGER**



POWER

HIGH

OFF

LOW

FUNCTION

LEFT
RIGHT
SPLIT
FLASH

WHELEN[®]
TRAFFIC ADVISOR[™]



DIRECTION INDICATOR











WARNING
Do not touch the hot surface
of the engine compartment
while the engine is running
or immediately after
shut down. The engine
and its components
become very hot.

AIR LOCKS CYCLE OFF MANUAL WAIL TONE 1 VOLUME TONE 2 RADIO BRAKE

MOTOROLA XPR 2500

Vol CH

OK P1 P2 P3 P4

Plouc

HEAT DEF DEF HEAT

TEMP ↑ TEMP ↓ FAN ↑ FAN ↓

HEAT DEF DEF HEAT

TEMP ↑ TEMP ↓ FAN ↑ FAN ↓

MOTOROLA

Handheld microphone with coiled cord and a blue tag.

AIR
HORN

CYCLE

OFF
MANUAL
WAIL
TONE 1
TONE 2

VOLUME

BRAKE

RADIO

 FEDERAL SIGNAL




XPR 2500



Vol



CH

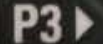


OK

P1




P2



P3

P4



MOTOROLA



Pierce

HEAT/DEF

DEF

HOT

HI

HI



COLD

TEMP

OFF

FAN

OFF


FAN

HEAT















NO. 1 CROSSLAY
WATER-FOAM



NO. 2 CROSSLAY
WATER-FOAM



DRIVER
REAR DISCHARGE
WATER-FOAM



PASSENGER
REAR DISCHARGE
WATER-FOAM

NO. 1 CROSSLAY

WATER-FOAM

LOCK

CLOSED OPEN

NO. 2 CROSSLAY

WATER-FOAM

LOCK

CLOSED OPEN

DRIVER REAR DISCHARGE

WATER-FOAM

LOCK

CLOSED OPEN

PASSENGER REAR DISCHARGE

WATER-FOAM

LOCK

CLOSED OPEN



Foam

Full

3

te

A

TANK-O-METER PRO

F

3/4

1/2

1/4

WATER

PRIMER



CROSSSLAY
R-FOAM



DRIVER
REAR DISCHARGE
WATER-FOAM

CHARGE



PASSENGER
REAR DISCHARGE
WATER-FOAM

CHARGE



NO. 1 CROSSLAY
WATER-FOAM

SLAY



NO. 2 CROSSLAY
WATER-FOAM

SLAY



ARGE

WATER WAT WAT WAT



PRIMING INSTRUCTIONS
FOR ENHANCED PRIMING
PERFORMANCE: PUMP SHOULD BE 100
PSI WHILE PRIMING.



PASSENGER SIDE
ALIX. INLET



NO 2 PASSENGER
SIDE DISCHARGE



LARGE DIA. PASS.
SIDE DISCHARGE



PASSENGER SIDE
AUX. INLET



NO. 2 PASSENGER
SIDE DISCHARGE



PRIMING INSTRUCTIONS

FOR ENHANCED PRIMING
PERFORMANCE, RUN ENGINE AT 1000
RPM WHILE PRIMING

1966310

LARGE DIA. PASS.
SIDE DISCHARGE



PRIMER DRAIN

FLUSH VALVE DRAIN



PULL TO OPEN
PASSENGER SIDE
AUX. INLET

PULL TO OPEN
NO. 1 CROSSLAY

PULL TO OPEN
NO. 2 CROSSLAY

PULL TO OPEN
DRIVER REAR
DISCHARGE

PULL TO OPEN
PASSENGER REAR
DISCHARGE

PULL TO OPEN
MANIFOLD DRAIN

PULL TO OPEN
FOAM PUMP
DISCHARGE DRAIN



PULL TO OPEN
PASSENGER SIDE
AUX. INLET

PULL TO OPEN
NO. 1 CROSSLAY

PULL TO OPEN
NO. 2 CROSSLAY

PULL TO OPEN
DRIVER REAR
DISCHARGE

PULL TO OPEN
PASSENGER REAR
DISCHARGE

PULL TO OPEN
MANIFOLD DRAIN

PULL TO OPEN
FOAM PUMP
DISCHARGE DRAIN



SHORTAGE

WHEELWELL

LANDFILL
ESS

Pierce

500A
Speedhorse AT



8399A


PIELINE
STATION 3

BORA
SpeedhorseXT

Pierce



38205-1



















Important
information
for mobile radio

RADIO
PTT

AIR HORN

ELECTRONIC
SIREN

VEHICLE
DATA RECORDER

...ant
information
mobile radio



AIR HORN



ELECTRONIC
SIREN



RADIO
PTT





SQUELCH

INTERCOM



VOLUME

SPEEDOMETER





FINAL ASSEMBLY LANE DA STATION 3

Quality policy

38205-1

Fluxus

6



HUGHES FIRE EQUIPMENT