

Photo Album for Pierce Job 38284 City of Casa Grande Fire Department, AZ Custom Velocity Pumper

Wk 5 Production ending June 7, 2024

- The pumper continues assembly at the Neenah plant.
- The pump continues assembly at the IPP plant.
- The body has begun the paint process at the 41 plant.





38234

38234

38234



38284

38284



38284

38284

38284



182284













ULTRA LOW SULFUR
DIESEL FUEL ONLY



11402E
USDOE



Alison
Transmission

OVER-RIDE
 SOFT-SHOE
 R MODE
 N
 D

EMERGENCY MASTER
 ROOF LIGHT
 FRONT WARNING
 SIDE WARNING
 LOWER REAR WARNING
 UPPER REAR WARNING

ENG BRK ON/OFF
 ENG BRK LO/MED/HI
 MIRROR HEAT
 MEDICAL COOLER
 OFF-ROAD TRACTION

WHELEN
 SAFETY
 WHEEL
 FLASHER
 LOW

HIGH BEAM FLASH
 OPTICOM
 WHITE WARNING
 MOMENTARY OPTICOM
 AIR HORN
 SIREN BRAKE

ROAD TO PUMP
 1. STOP TRUCK
 2. SHIFT TRUCK TRANSMISSION TO NEUTRAL
 3. SET PARKING BRAKE
 4. THROW LEVER DOWN
 5. ENGAGE TRUCK TRANSMISSION INTO DRIVE

PUMP SHIFT

PUMP TO ROAD
 1. SHIFT TRUCK TRANSMISSION TO NEUTRAL
 2. THROW LEVER UP
 3. RELEASE PARKING BRAKE APPLY SERVICE BRAKE
 4. ENGAGE TRUCK TRANSMISSION

CAUTION
 SERVICING TRANSMISSION VEHICLE BY CHAIN OR SLIPPERY SURFACE



Alison
Transmission

SWITCH MONITOR

R MODE

N +

D -

This control panel features the Alison Transmission logo at the top. Below the logo is a small square indicator light flanked by the labels "SWITCH" and "MONITOR". The main control area consists of a 2x2 grid of buttons: "R" (Reverse), "MODE", "N" (Neutral), and a button with a plus sign (+). Below this grid are two more buttons: "D" (Drive) and a button with a minus sign (-).

EMERGENCY
MAS

EM
O

This panel contains a green circuit board at the top. Below it is a label for "EMERGENCY MAS" (likely Emergency Stop/Master Reset). At the bottom, there are two more labels, "EM" and "O", which are partially cut off.

ison
mission

NO
OFF

MODE



EMERGENCY MASTER	ROOF LIGHT	FRONT WARNING	SIDE WARNING	LOWER REAR WARNING	UPPER REAR WARNING

ENG BRK ON/OFF	ENG BRK LO/MED/HI	MIRROR HEAT	MEDICAL COOLER	OFF-ROAD TRACTION

PUMP
ENGAGED

WHELEN
TRAFFIC ADVISOR™

LEFT
RIGHT
SPLIT
FLASH

HIGH
OFF
LOW

POWER FUNCTION DIRECTION INDICATOR

HIGH BEAM FLASH OPTICOM WHITE WARNING MOMENTARY OPTICOM AIR HORN SIREN BRAKE

FRONT WARNING SIDE WARNING LOWER REAR WARNING UPPER REAR WARNING

MIRROR HEAT MEDICAL COOLER OFF-ROAD TRACTION

PUMP ENGAGED **OK TO PUMP**

ROAD TO PUMP
1. STOP TRUCK
2. SHIFT TRUCK TRANSMISSION TO NEUTRAL.
3. SET PARKING BRAKE.
4. THROW LEVER DOWN.
5. ENGAGE TRUCK TRANSMISSION INTO DRIVE.

PUMP SHIFT


PUMP TO ROAD
1. SHIFT TRUCK TRANSMISSION TO NEUTRAL.
2. THROW LEVER UP.
3. RELEASE PARKING BRAKE APPLY SERVICE BRAKE.
4. ENGAGE TRUCK TRANSMISSION.

CAUTION
DISENGAGE RETARDER WHEN VEHICLE IS ON WET OR SLIPPERY SURFACES.

FRONT FLOOD
DRIVER SCENE
PASS SCENE
REAR SCENE
ALLEY LIGHTS
LOAD MANAGER

WARNING
DO NOT TOUCH
THIS AREA





**FRONT
FLOOD**

**DRIVER
SCENE**

**PASS
SCENE**

**REAR
SCENE**

**ALLEY
LIGHTS**

**LOAD
MANAGER**

POWER



MAN 2

HF

T1

MAN 1

T2

RAD

MIC VOL.

T3

MAN

HORN

SPEAKERS



1

2




















38284


38284



38284

38284

38284

















LTE

GPS



R2R







FRONT
FLOOD

DRIVER
SCENE

PASS
SCENE

REAR
SCENE



Bluetooth

JENSEN
HEAVY DUTY

NOAA

MODE
PAIR

ENTER
INFO

BAND
SCROLL

PS
AS

1

2

3

4

5

6

JHD12





WELD
CRACK

WELD
CRACK















WELD
Halted

GFL
800 887 2021

White tag with green top



WELD
Needed

WELD
crack



WELD
Needed

White sign on a red post, partially obscured.

GFL
800.887.2071









WE WORK LIKE HELL
FOR YOUR SAFETY



HUGHES FIRE EQUIPMENT