

Photo Album for Pierce Job 38291
City of Bellingham, WA
Custom Enforcer Pumper

Wk 8 Production ending July 12, 2024

- The pumper continues assembly at the 41 plant.



J475

38291

keys

38291

SA

D





100#
FACILITY

FASTONAL





SKRUUSE

To: ASY
61-5126

CAB LOCKS
NOT
ENGAGED

LOAD
MANAGER






FINAL ASSEMBLY PUMPER LANE

SECOND SHIFT TEAM LEAD

FIRST SHIFT TEAM LEAD

WARNING

KEN STADLER





ULTRA LOW SULFUR
DIESEL FUEL ONLY





ENG BRK
ON/OFF

ENG BRK
LO/MED/HI

TIRE
CHAINS

DIFF
LOCK

MIRROR
HEAT



ALLISON

WHEEL
OR SLIP



EMERGENCY
MASTER

ROOF
LIGHT

FRONT
WARNING

SIDE
WARNING

UPPER
REAR
WARNING

LOWER
REAR
WARNING

HIGH
BEAM
FLASH

OFF/COM

FRONT
LEFT
FRONT
RIGHT
REAR
LEFT
REAR
RIGHT

1 2 3 4
5 6 7 8



SAFETY
INSTRUCTIONS

**EMERGENCY
MASTER**

**ROOF
LIGHT**

**FRONT
WARNING**

**SIDE
WARNING**

**UPPER
REAR
WARNING**

**LOWER
REAR
WARNING**

**HIGH
BEAM
FLASH**

OPTICOM

**FRONT
FLOOD**

**DRIVERS
FLOOD**

**PASS
FLOOD**

**REAR
FLOOD**



**DRIVERS
ALLEY**

**PASS
ALLEY**


**BACKUP
ALARM
OVERRIDE**

**TRAFFIC
LEFT**

**TRAFFIC
AUX**

**TRAFFIC
RIGHT**

**SILENT
RUN**





SKRUSE

To: AS-1
LIGHT WHEELS
51-5126













FUEL CONSUMPTION

ENGINE COOLANT

OIL PRESSURE





TRIDENT AIR PRIME PUSH TO PRIME

TRIDENT AIR PRIME PUSH TO PRIME

TRIDENT AIR PRIME PUSH TO PRIME

TRIDENT AIR PRIME PUSH TO PRIME

FRONT LEFT RELEASE

FRONT RIGHT RELEASE

PULL TO OPEN

FRONT LEFT RELEASE

FRONT RIGHT RELEASE

WHEEL DISCHARGE

PUMP DRAIN

CAUTION

HANDLE WITH CARE

PULL TO OPEN

PULL TO OPEN

PULL TO OPEN



FRONT FLOODLIGHT

DRIVER SIDE FLOODLIGHT

PASSENGER SIDE FLOOD LIGHT

REAR FLOODLIGHT

DRIVER SIDE ALLEY LIGHTS

PASSENGER SIDE ALLEY LIGHTS

241210

A vertical panel of six black rocker switches, each with a green indicator window. The switches are labeled from top to bottom: FRONT FLOODLIGHT, DRIVER SIDE FLOODLIGHT, PASSENGER SIDE FLOOD LIGHT, REAR FLOODLIGHT, DRIVER SIDE ALLEY LIGHTS, and PASSENGER SIDE ALLEY LIGHTS. The panel is mounted on a stainless steel surface.



PUMP COMPARTMENT LIGHTS

Fiber & CO₂ Laser

ttto

REEL BLOWOUT

OPEN
ENGINE COOLER

OPEN
RE-CIRCULATING LINE



AKRON
FRONT INLET

200
100 psi 300
400

200
100 psi 300
400

200
100 psi 300
400

200
100 psi 300
400

200
100 psi 300
400

200
100 psi 300
400

200
100 psi 300
400

200
100 psi 300
400

200
100 psi 300
400

200
100 psi 300
400
DECK GUN


INTAKE RELIEF VALVE
• PULL KNOB OUT TO ADJUST.
• TURN TO CHANGE SET PRESSURE.
• PUSH KNOB IN TO LOCK.
TWIDEN

HALE TRV-1
DUMP HOT WHEN LIT
PUSH TO TEST

DRIVER MAIN INLET
OPEN CLOSED
WATEROUS

AKRON

AKRON
DECK GUN



PULL TO UNLOCK
TWIDENT

FIRE GUN

PRIME PUMP
PUSH TO PRIME

INSTRUCTIONS
PRIME ENGINE AT 1000
PSI



PRIMING INSTRUCTIONS
FOR ENHANCED PRIMING
PERFORMANCE, RUN ENGINE AT 1000
RPM WHILE PRIMING

PRIMING INSTRUCTIONS
FOR ENHANCED PRIMING
PERFORMANCE, RUN ENGINE AT 1000
RPM WHILE PRIMING



REEL DISCHARGE

**PUMP
DRAIN**
PULL TO DRAIN



DO NOT OPEN OR CLOSE
UNDER PRESSURE

CAUTION
PLACE CAB SHIFT IN NEUTRAL
PUSH FOR ROAD
PULL FOR PUMP

MANUAL
PUMP SHIFT



PULL TO OPEN

PULL TO OPEN

PULL TO OPEN



FRONT INLET
AIR BLEED

DRIVER MAIN INLET
AIR BLEEDER

PULL TO OPEN

DRIVER SIDE
AUX INLET

WASH
WATER





38291

30291





303
Station
20
L

100#
CAPACITY

FASTENAL



Nitto

EMERGENCY STOP
CAB LIFT

TOOL BOX



Nitto

Nitto

Nitto

Nitto

Nitto

Nitto

WARNING
CAB LIFT



LOWER
CAB LIFT



TRAP DOOR

PULL TO OPEN

PULL TO OPEN

PULL TO OPEN

PULL TO OPEN

PULL TO OPEN

PULL TO OPEN

PRIMER DRAIN

PULL TO OPEN



PULL TO OPEN

PULL TO OPEN

PULL TO OPEN

PULL TO OPEN







Nitto

DANGER
CAB LIFT
ACTIVATE













AIR HORN



WARNING DO NOT REMOVE
SPACE HEATED BEHIND PANEL

OPTION # 0636439
SERIAL # 8662/1022/2129
TERMINATION TYPE Cast Radio
FROM LOC 6/04
VERIFICATION CLOCK 151006

OPTION # 0599317
SERIAL # 8662/1022/2129
TERMINATION TYPE Cast Radio
FROM LOC 6/04
VERIFICATION CLOCK 151006

CONTROL PANEL

- STOP
- START
- PAUSE
- RESET
- TEST
- STOP
- START
- PAUSE
- RESET
- TEST

WARNING DO NOT REMOVE
SPACE HEATED BEHIND PANEL

WARNING DO NOT REMOVE
SPACE HEATED BEHIND PANEL



FRONT
FLOOD

DRIVERS
FLOOD

PASS
FLOOD

REAR
FLOOD

DRIVERS
ALLEY

SIREN
BRAKE

PASS
ALLEY

SPEEDOMETER







38291

Checklist
1. [unclear]
2. [unclear]
3. [unclear]
4. [unclear]
5. [unclear]
6. [unclear]
7. [unclear]
8. [unclear]
9. [unclear]
10. [unclear]
11. [unclear]
12. [unclear]
13. [unclear]
14. [unclear]
15. [unclear]
16. [unclear]
17. [unclear]
18. [unclear]
19. [unclear]
20. [unclear]
21. [unclear]
22. [unclear]
23. [unclear]
24. [unclear]
25. [unclear]
26. [unclear]
27. [unclear]
28. [unclear]
29. [unclear]
30. [unclear]
31. [unclear]
32. [unclear]
33. [unclear]
34. [unclear]
35. [unclear]
36. [unclear]
37. [unclear]
38. [unclear]
39. [unclear]
40. [unclear]
41. [unclear]
42. [unclear]
43. [unclear]
44. [unclear]
45. [unclear]
46. [unclear]
47. [unclear]
48. [unclear]
49. [unclear]
50. [unclear]



HUGHES FIRE EQUIPMENT