

Photo Album for Pierce Job 38291
City of Bellingham, WA
Custom Enforcer Pumper

Wk 9 Production ending July 19, 2024

- The pumper continues assembly at the 41 plant.



3829
FAIRHAVEN HOSE CO

MOD/PRELINE

ST 56 CAR







NOTICE
PLEASE DO NOT REMOVE THIS TAG
UNTIL THE TRUCK IS COMPLETELY
ASSEMBLED

ASSEMBLY
LANE 2A
STATION 4

FAIRHAVEN HOSE CO

3824





CAB LOCKS
NOT
ENGAGED

LOAD
MANAGER







ULTRA LOW SULFUR
DIESEL FUEL ONLY



ENG BRK
LO/Hi/Off

ENG BRK
LO/Hi/Off

TIME
CHARGE

DIFF
LOCK

WASHER
W/ST





ENG BRK
ON/OFF

ENG BRK
LO/MED/HI

TIRE
CHAINS

DIFF
LOCK

MIRROR
HEAT



Allison
Transmission

DISENGAGE
WHEN VEHICLE
OR SLIPPER





EMERGENCY
MASTER

ROOF
LIGHT

FRONT
WARNING

HORN

UPPER
REAR
WARNING

LOWER
REAR
WARNING

HIGH
BEAM
FLASH

OFF

1 2 3 4 5 6 7 8 9

0

▲

EMERGENCY
MASTER

ROOF
LIGHT

FRONT
WARNING

SIDE
WARNING

UPPER
REAR
WARNING

LOWER
REAR
WARNING

HIGH
BEAM
FLASH

OPTICOM

**FRONT
FLOOD**

**DRIVERS
FLOOD**

**PASS
FLOOD**

**REAR
FLOOD**



**DRIVERS
ALLEY**

**PASS
ALLEY**

**BACKUP
ALARM
OVERRIDE**

TRAFFIC
LEFT

TRAFFIC
AUX

TRAFFIC
RIGHT

SILENT
RUN















38291

Red rectangular label on the equipment panel.

Perko logo on the equipment panel.

Nitto
CO₂ Laser
FIBERGUARD for Fiber & CO₂ Laser
Nitto



Pierce



Control panel with various switches and indicators:

- PANEL LIGHTS
- FRONT FLOODLIGHT
- DRIVER SIDE FLOODLIGHT
- PASSENGER SIDE FLOODLIGHT
- REAR FLOODLIGHT
- DRIVER SIDE ALLEY LIGHTS
- PASSENGER SIDE ALLEY LIGHTS
- OK TO PLUMP
- PLUMP

Row of control knobs and buttons:

- REEL BLOWOUT
- ENGINE COOLER
- RE-OPENING LINE

Bottom row of various gauges and controls:

- ARION
- Various colored gauges (blue, purple, red, yellow, green)
- Pierce logo



A control panel with a silver metal face. At the top left is a 'PANEL LIGHTS' switch. Below it are six light switches, each with a label: 'FRONT FLOODLIGHT', 'DRIVER SIDE FLOODLIGHT', 'PASSENGER SIDE FLOOD LIGHT', 'REAR FLOODLIGHT', 'DRIVER SIDE ALLEY LIGHTS', and 'PASSENGER SIDE ALLEY LIGHTS'. To the right of these switches is a green indicator light and a large black push-button labeled 'OK TO PUMP'. At the bottom right is another green indicator light and a black push-button labeled 'PUMP COMPARTMENT LIGHTS'. A silver metal latch is visible on the right side of the panel.

AKRON
FRONT INLET

REEL DISCHARGE

FRONT DISCHARGE

DRIVER REAR PRECONNECT

PASSENGER REAR PRECONNECT

DRIVER REAR 2 1/2" DISCHARGE

PASSENGER REAR 2 1/2" DISCHARGE

TANK FILL & RE-CIRCULATING LINE

Pete
TANK LEVEL
ON TO PUMP
OFF TO TANK
RESERVE
PUSH TO LOCK
TANK TO PUMP

DRIVER 2 1/2" DISCHARGE

PASSENGER SIDE 2 1/2" DISCHARGE

PASSENGER SIDE 2 1/2" DISCHARGE

DRIVER MAN INLET

INTAKE RELIEF VALVE
• PULL KNOB OUT TO ADJUST
• TURN TO CHANGE SET PRESSURE
• PUSH KNOB IN TO LOCK
TRIBERT

PUMP TEST
PUSH TO TEST
HOLE TYP-1

DRIVER MAN INLET

AKRON

AKRON

DRIVER 2 1/2" DISCHARGE

PRIMER FRONT INTAKE
TRIBERT AIR PRIME
PUSH TO PRIME

PRIMER FIRE PUMP
TRIBERT AIR PRIME
PUSH TO PRIME

Red fire pump assembly with a circular white grille.

FRONT INLET



REEL BLOWOFF

ENCLOSURE LINE



FRONT INLET



REEL DISCHARGE



FRONT DISCHARGE



DRIVER REAR PRECONNECT





GUN



CHECK GUN

PRIMER
PUMP

INTAKE RELIEF VALVE

- PULL KNOB OUT TO ADJUST.
- TURN TO CHANGE SET PRESSURE.
- PUSH KNOB IN TO LOCK.

PULL TO UNLOCK

PUMP HOT WHEN LIT

PUSH TO TEST

HALE TRV-1

DRIVER MAIN INLET

OPEN CLOSED

WATEROUS



TANK LEVEL

WATER

OK TO PUMP THROTTLE READY

PRESSURE RPM

MODE PRESET

MENU

IDLE

TANK TO PUMP



DRIVER 2 1/2" DISCHARGE

PASSENGER SIDE 2 1/2" DISCHARGE

PASSENGER SIDE 5" DISCHARGE

DECK GUN

INTAKE RELIEF VALVE

- PULL KNOB OUT TO ADJUST.
- TURN TO CHANGE SET PRESSURE.
- PUSH KNOB IN TO LOCK.

PULL TO UNLOCK

TRIDENT

PUMP HOT

PUSH TO TEST

HALE TR



AKRON

PASSENGER SIDE 5" DISCHARGE

AKRON

DECK GUN

PASSENGER SIDE 5" DISCHARGE

PRIMER FRONT INTAKE

TRIDENT AIR PRIME PUSH TO PRIME

DECK GUN

PRIMER FIRE PUMP

TRIDENT AIR PRIME PUSH TO PRIME

PRIMING INSTRUCTIONS

FOR ENHANCED PRIMING PERFORMANCE, RUN ENGINE AT 1000 RPM WHILE PRIMING.

PRIMING INSTRUCTIONS

FOR ENHANCED PRIMING PERFORMANCE, RUN ENGINE AT 1000 RPM WHILE PRIMING.





PASSENGER SIDE 5" DISCHARGE

DECK GUN




PASSENGER SIDE 5" DISCHARGE

DECK GUN

PRIMER


PRIMER

TRIDE



DRIVER 2 1/2"
DISCHARGE

T
P



FRONT INLET AIR BLEED

DRIVER SIDE AUX INLET

PULL TO OPEN
DRIVER SIDE AIR BLEED



WHEEL DISCHARGE

PUMP DRAIN
PULL TO OPEN
DO NOT OPERATE IN EXCESSIVE VIBRATION

CAUTION
PLACE GEAR SHIFTER IN NEUTRAL
PUSH FOR RELEASE
PULL FOR PUMP
MANUAL PUMP SHIFTER

PULL TO OPEN
PULL TO OPEN
PULL TO OPEN

REEL DISCHARGE

**PUMP
DRAIN**
PULL TO DRAIN



DO NOT OPEN OR CLOSE
UNDER PRESSURE

CAUTION
PLACE CAB SHIFT IN NEUTRAL
PUSH FOR ROAD
PULL FOR PUMP
1201267

MANUAL
PUMP SHIFT



PULL TO OPEN

DRIVER 2 1/2"
DISCHARGE

PULL TO OPEN

DRIVER REAR
PRECONNECT

PULL TO OPEN

DRIVER REAR
2 1/2" DISCHARGE



FRONT INLET
AIR BLEED


DRIVER MAIN INLET
AIR BLEEDER

PULL TO OPEN
DRIVER SIDE
AUX. INLET

DRIVER SIDE
AUX. INLET

DRIVER
SIDE



A close-up photograph of two air bleeders on a brushed metal surface. The upper bleeder has a label that reads "FRONT INLET AIR BLEED". The lower bleeder has a label that reads "DRIVER MAIN INLET AIR BLEEDER". Both labels are oval-shaped with a silver border and white background. The metal surface shows vertical brush marks and a small screw head is visible in the upper left corner.


FRONT INLET
AIR BLEED

DRIVER MAIN INLET
AIR BLEEDER

DRIVER MAIN INLET
AIR BLEEDER

PULL TO OPEN

DRIVER SIDE
AUX. INLET



DRIVER SIDE
AUX. INLET

OPEN

CLOSE











4/14/11 Rechecked
sig. wiring location

Nitto
HYDRA-RAIL™ 1500-LBS

WARNING
CAB LIFT



Blue tape with illegible text, possibly a date or identification number.



WARNING
Read and understand all instructions before using this equipment.
Failure to follow these instructions may result in injury or death.

CAUTION
Do not touch the lift when it is in motion.

BASE
LIFT

ACTIVATE

CAB LIFT



Handwritten white text on a red surface, including the number "20" and a signature.



PASSENGER SIDE
5" DISCHARGE

PASSENGER SIDE
2 1/2" DISCHARGE

PRIMER DRAIN

PULL TO OPEN
DECK GUN



PULL TO OPEN
PASSENGER REAR 2 1/2" DISCHARGE

PULL TO OPEN
PASSENGER REAR PRECONNECT

PULL TO OPEN
PASSENGER SIDE 5" DISCHARGE

PULL TO OPEN
PASSENGER SIDE 2 1/2" DISCHARGE











Nitto
Nitto
Nitto
Nitto

291









AIR HORN



FRONT FLOOD
REAR FLOOD
PASS FLOOD
REAR FLOOD
EMERGENCY BRAKE
PASS ALLEY

FRONT
FLOOD

DRIVERS
FLOOD

PASS
FLOOD

REAR
FLOOD

DRIVERS
ALLEY

SIREN
BRAKE

PASS
ALLEY

SPEEDOMETER







MOD/PRELINE

FAIRHAVEN HOSE CO

382910

Pierce



HUGHES FIRE EQUIPMENT