

Photo Album for Pierce Job 38871-01
Sedona Fire District, AZ
Custom Enforcer PUC Pumper

Wk 7 Production ending July 19, 2024

- The body has been mounted to the chassis as pumper continues assembly at the 41 plant.



Wet Paint 12/30pm

38871-1

Wet Paint 12/30pm



G
GRAY

847C

G
GRAY

WPLS 180
Warranted 180 Days
or 10,000 Miles
Whichever Comes First

Original
Priceless











Pierce
EMERGENCY SERVICES
OPERATIONAL CHECKLIST
This checklist is intended to be used by the driver of the vehicle to ensure that all necessary equipment and supplies are on board and ready for use. It should be completed before the vehicle is driven and should be reviewed regularly. For more information, please contact your supervisor.

1
38

388

STATIONARY OK TO PUMP ROLLING
WATER PUMP
FOAM PUMP

WARNING
FLOOR SPRING MUST BE
RECOGNIZED IN LOWER
PART IS REMOVED.

**SPOTTER REQUIRED
WHEN BACKING**

1. If you cannot see the
immediately ahead
your truck must be
stopped.
2. Always follow the
spotter.
3. Never drive without
a spotter.
4. Always use proper
backing technique.

Pierce



A black control panel with a textured surface. It features three indicator lights in a row: a green light on the left, a teal light in the middle, and a teal light on the right. Below the lights are three rectangular switches. The first switch has a green top half and an orange bottom half. The second and third switches are solid teal. To the right of these switches are three more rectangular buttons that are completely blank. The panel is secured with four screws, two on the left and two on the right.

**STATIONARY
OK TO PUMP
ROLLING**

**WATER
PUMP**

**FOAM
PUMP**





114028
USDOT

L.P.F.
CAUTION

Peterbilt



ULTRA LOW SULFUR DIESEL FUEL ONLY



WHELEN®

ON OFF FLASH 1 2 3

AUX

A control panel with a red push-button on the left, a central rotary knob with 'ON', 'OFF', and 'FLASH' positions, and three vertical toggle switches on the right labeled '1', '2', and '3'. The brand name 'WHELEN' is printed below the knob.

SIREN HORN

AIRHORN/ELECT HORN

ELECT/MECH SIREN

SIREN BRAKE

CAB LOCKS DOWNING NOT ENGAGED

F3 DOOR

A row of six controls: two black toggle switches, a red push-button, a red push-button, and another red push-button. Each control has a label below it.

ENG BRK OFF

ENG BRK HI/MED/LO

MIRROR HEAT

LOAD MANAGER

TIRE CHAINS ACTIVATED

TIRE CHAINS

A row of six controls: two black toggle switches, two green toggle switches, a red push-button, and an orange push-button. Each control has a label below it.



MODE

R

N

D

A gear selector panel with a small display at the top and four buttons labeled 'R', 'N', 'D', and 'MODE'. The 'MODE' button has a right-pointing arrow, 'N' has a neutral symbol, and 'D' has a down-pointing arrow.



Pierce

AUTO

88

A control panel for the climate system. It features the 'Pierce' logo, an 'AUTO' indicator, a digital display showing '88', and three rotary knobs. The first knob has a fan icon, the second has a snowflake icon, and the third has a windshield wiper icon. A blue and red temperature slider is located between the second and third knobs.



ON

OFF

AUX



FLASH

1

2

3

WHELEN[®]

WHELEN®



SIREN
HORN



AIRHORN/
ELECT
HORN



ELECT/
MECH SIREN



SIREN
BRAKE



CAB LOCKS
DOWNS NOT
ENGAGED



P3 DOOR



ENG BRK
ON/OFF

ENG BRK
HI/MED/LO

MIRROR
HEAT

LOAD
MANAGER

TIRE
CHAINS
ACTIVATED

TIRE
CHAINS

ALLISON



Pierce

AUTO

8.8



EMERGENCY MASTER ROOF LIGHT FRONT WARNING SIDE WARNING LOWER REAR WARNING UPPER REAR WARNING

HIGH BEAM FLASH OPTICON

Interior lighting and control panel with multiple switches and a power button.





**EMERGENCY
MASTER** **ROOF
LIGHT** **FRONT
WARNING** **SIDE
WARNING** **LOWER
REAR
WARNING** **UPPER
REAR
WARNING**

HIGH
BEAM
FLASH

OPTICOM

A control panel with five toggle switches and a label strip. The switches are arranged in a row, each with a small rectangular window. Below the switches is a dark label strip with white text. The panel is mounted on a textured surface with four screws.

**FRONT
SCENE**

**DRIVER
SCENE**

**PASS
SCENE**

**REAR
SCENE**

**PERIMETER
LIGHTS**

Pierce.



**PUMP
PRESSURE**

Pierce.



Pierce.













114028
USDOT



Paint 12:30pm







PCM FAULT





FRONT DISCHARGE WATER-FOAM



NO. 1 CROSSLAY WATER-FOAM



NO. 2 CROSSLAY WATER-FOAM



2 1/2" CROSSLAY WATER-FOAM



DRIVER REAR DISCHARGE WATER-FOAM

PRIMER FIRE PUMP

TRIDENT AIR PRIME

PUSH TO PRIME

PRIMING INSTRUCTIONS

FOR ENHANCED PRIMING PERFORMANCE, RUN ENGINE AT 1000 RPM WHILE PRIMING.

Pierce

TANK LEVEL

WATER

OK TO PUMP

THROTTLE READY

MODE PRESET

PRESSURE RPM

IDLE

MENU

FRONT DISCHARGE WATER-FOAM

FOAM

LOCK

CLOSED OPEN

NO. 1 CROSSLAY WATER-FOAM

WATER-FOAM

LOCK

CLOSED OPEN

NO. 2 CROSSLAY WATER-FOAM

WATER-FOAM

LOCK

CLOSED OPEN

2 1/2" CROSSLAY WATER-FOAM

WATER-FOAM

LOCK

CLOSED OPEN

DRIVER REAR DISCHARGE WATER-FOAM

WATER-FOAM

LOCK

CLOSED OPEN

TANK ON PRO

HUSKY



TANK FILL & RECIRCULATING LINE
CLOSED OPEN

TANK TO PUMP
CLOSED OPEN

DELUGE DISCHARGE
CLOSED OPEN



AKRON ELECTRONICS
NO. 2 PASSENGER SIDE DISCHARGE

AKRON ELECTRONICS
LARGE DIA. PASS SIDE DISCHARGE

TANK FILL PRO
F
3/4
1/2
1/4
FOAM A

HUSKY FOAM SYSTEM
OPERATING INSTRUCTIONS
1. Press "I" SYSTEM ON/OFF to turn ON
2. Select "Tank" or "Deluge"
3. Set Foam Injection Rate
4. System Status Light
SYSTEM ON/OFF
FOAM PERCENTAGE
INC. %
DEC. %
SYSTEM STATUS
Pierce



PRIMER DRAIN



PRIMER DRAIN



PULL TO OPEN
NO. 1 CROSSLAY

PULL TO OPEN
NO. 2 CROSSLAY

PULL TO OPEN
2 1/2" CROSSLAY

PULL TO OPEN
DRIVER REAR
DISCHARGE

PULL TO OPEN
MANIFOLD DRAIN

PULL TO OPEN
FOAM PUMP
DISCHARGE DRAIN








Wet P...

Wet P...



Wet Paint 12:30pm





















CAUTION



5-S HOUSEKEEPING

WARNING
Do not touch the
hot surface
when the engine
is running.
www.hyster.com
© 2011 Hyster
12121

AIR HORN



SIREN BRAKE



MECHANICAL
SIREN







PEDI LIGHT



**FRONT
SCENE**

**DRIVER
SCENE**

**PASS
SCENE**

WHELEN®

ON



MAN



MAN

HF

WAIL

PA

YELP

RAD

PIER



POWER

FUNCTION

SPK 1

SPK 2

MIC VOL

■ DIALING
• PAIRING

Bluetooth

• APTIV •

(((sXM)))



SRC

■ PWR
• ESC

(((sXM)))


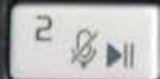

INSTANT REPLAY

DISP

TUNE
SCAN


◀ — INSTANT REPLAY — ▶ —▶ Go LIVE

SCAN
ASCN



4 RPT

5 RDM



PREV ||| NEXT

○ MUTE
■ MENU
↳ OK



38871



FROM THE
SAFETY

SAFETY
TO PREVENT IMPACT BY
LOW BOLL HEIGHT

58711

PLASSE

028A

LAN



B400B

PULL HERE

ALL INFORMATION

2-27-11



HUGHES FIRE EQUIPMENT