

Photo Album for Pierce Job 38871-01  
Sedona Fire District, AZ  
Custom Enforcer PUC Pumper

Wk 8 Production ending July 26, 2024

- The pumper continues assembly at the 41 plant.











FINAL ASSEMBLY LANE 1A STATION 4

PKIN141

RIS

38871 pac









100%  
GREEN

SOUL  
THE ONLY WAY TO  
GET THE MOST OUT OF  
YOUR TRUCK

FINAL  
ASSEMBLY  
LINE 1A

Camelbak

















114028  
USDOT

38871-









Solution  
Fiber & CO

NO LIQUID  
WITH PUMP

LOCK  
WATER PUMP  
FOAM PUMP  
SEWAGE PUMP  
CLOSED  
OPEN

NO LIQUID  
WITH PUMP

NO LIQUID  
WITH PUMP

LOCK  
TANK TO PUMP  
JUGE DISCHARGE  
CLOSED  
OPEN



A close-up photograph of a dark, textured metal component. On the left side, there is a circular metal rivet. In the center, a rectangular label with a dark background and a silver border contains the text "2 1/2\"/>

2 1/2" CROSSLAY  
WATER - FOAM



NO. 1 CROSSLAY  
WATER - FOAM


NO. 2 CROSSLAY  
WATER - FOAM







OK TO PUMP



PCM FRUIT





OK TO PUMP



ation  
& CO.  
2



PCM FAULT







CROSSLAY  
WATER-FOAM



2 1/2" CROSSLAY  
WATER-FOAM



DRIVER  
REAR DISCHARGE  
WATER-FOAM

**PRIMER  
FIRE PUMP**

**TRIDENT  
AIR  
PRIME**

**PUSH  
TO  
PRIME**



**PRIMING INSTRUCTIONS**  
FOR ENHANCED PRIMING  
PERFORMANCE, RUN ENGINE AT 1000  
RPM WHILE PRIMING.

**CLOSED** . . . . . **OPEN**



**2 1/2" CROSSLAY  
WATER-FOAM**

**CLOSED** . . . . . **OPEN**



**DRIVER REAR DISCHARGE  
WATER-FOAM**

**CLOSED** . . . . . **OPEN**



**LOCK**



**Pierce**

3:26  
**RPM**  
**0**



**SETTING**

**TANK LEVEL**



**WATER**

**OK TO PUMP**      **THROTTLE READY**

**PRESSURE**      **RPM**

**MODE**      **PRESET**

**IDLE**

**MENU**







2 CROSSLAY  
WATER-FOAM

▲  
CLO



2 1/2" CROSSLAY  
WATER-FOAM

▲  
CROSSLAY

▲  
CLO



DRIVER  
REAR DISCHARGE  
WATER-FOAM

▲  
DISCHARGE

▲  
CLO



LOCK

FRONT DISCHARGE

RECHARGE FOAM

▲ CLOSED ● ●

A control panel for a front discharge system. It features a black knob with a white arrow and the word "LOCK". Below the knob is a pressure gauge with a blue face and a red needle. The gauge has markings for 0, 30, and 100. The panel is mounted on a stainless steel surface.

LOCK

NO. 1 CROSSLAY

▲ CLOSED ● ●

A control panel for a No. 1 crosslay system. It features a black knob with a white arrow and the word "LOCK". Below the knob is a pressure gauge with a blue face and a red needle. The panel is mounted on a stainless steel surface.

LOCK

NO. 2 CROSSLAY

▲ CLOSED ● ●

2 1/2" CROSSLAY

A control panel for a No. 2 crosslay system. It features a black knob with a white arrow and the word "LOCK". Below the knob is a pressure gauge with a blue face and a red needle. The gauge has markings for 0, 30, and 100. The panel is mounted on a stainless steel surface.









DELUGE DISCHARGE

DISCHARGE

▲ CLOSE



NO. 2 PASSENGER  
SIDE DISCHARGE









TANK FILL &  
RE-CIRCULATING LINE

**ULATING LINE**

**▲ CLOSED ●**

TANK TO PUMP

**ANK TO PUMP**

**▲ CLOSED ●**



DELUGE DISCHARGE

**DISCHARGE**

**▲ CLOSED ●**



PRIMER DRAIN

Fiber & CO<sub>2</sub> Laser  
**litto**



PULL TO OPEN  
NO. 1 CROSSLAY

PULL TO OPEN  
NO. 2 CROSSLAY

PULL TO OPEN  
2 1/2" CROSSLAY

PULL TO OPEN  
DRIVER REAR DISCHARGE

PULL TO OPEN  
MANIFOLD DRAIN

PULL TO OPEN  
FOAM PUMP DISCHARGE DRAIN









Pierce


















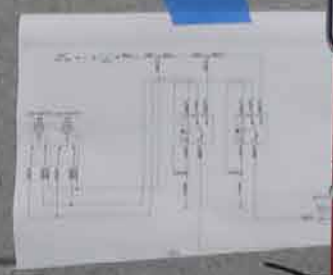




NO 1 CROSSLINK  
WATER-FOAM

NO 1 CROSSLINK  
WATER-FOAM

NO 1 CROSSLINK  
WATER-FOAM





2 1/2" CROSSLAY  
WATER - FOAM



NO. 2 CROSSLAY  
WATER - FOAM

NO. 1 CROSSLAY  
WATER - FOAM





Shipping label with barcode and text.

80-0 20L  
80-0 20L  
80-0 20L  
80-0 20L

NOVACEL  
The Most Powerful Laser Fire Fighting System  
The Most Powerful Laser Fire Fighting System  
The Most Powerful Laser Fire Fighting System

NOVACEL  
The Most Powerful Laser Fire Fighting System

Pierce

















SE-8 GEL  
SE-8 GEL  
SE-8 GEL  
SE-8 GEL

NOYACEL  
The Novacel  
for LASER

Pierce















AIR HORN

SIREN BRAKE

MECHANICAL  
SIREN

RADIO  
PTT

WA

OP

W













FRONT  
SCENE

DRIVER  
SCENE

PASS  
SCENE



WHELEN®

ON



MAN

HF

WAIL

MAN



PA

YELP



RAD

PIER



POWER

FUNCTION

SPK 1

SPK 2

MIC VOL



■ DIALING  
+ PAIRING

Bluetooth

• APTIV •

((sXM))



SRC

■ PWR  
+ ESC

FM1

105.7MHz

((sXM))  
INSTANT REPLAY

DISP

TUNE  
SCAN

◀◀ INSTANT REPLAY ▶▶

▶▶ GO LIVE

SCAN  
ASEN

1

2

3

4 RPT

5 RDM

6

PREV | NEXT

0 MUTE  
■ MENU  
L → OK





58271





WARRANTY  
MANUAL  
OPERATING INSTRUCTIONS

WARRANTY  
MANUAL  
OPERATING INSTRUCTIONS

FINAL  
ASSEMBLY  
LINE 1A

Stanley





**HUGHES FIRE EQUIPMENT**